



**Is the United States in Decline?**

**Let's Diversify our Investments  
Outside the U.S.**

October 2012



Excellence. Experience. Ethics.

## Executive Summary

- The purpose of this newsletter is to try to remove some of the home country bias that many of us living in the United States may have. Our goal is to help our clients understand why a portion of their portfolios is invested in international financial markets (20% to 50% of the equities may be allocated in Europe, Asia, and Emerging Markets). Not only do Emerging Markets have much lower debt levels and a younger population, international stocks also seem to be currently cheaper than U.S. stocks.
- You have seen in the last newsletter ([Let's Go Global!](#)) why diversifying a portfolio with international securities helps increase returns and decrease risks in the long-term. We would like to share some data which may create some long-term concerns for the U.S. if the situation does not improve in the future.
- The U.S. may be on a declining performance trajectory in the areas of Health, Education, and Safety.
- Let's achieve new greatness for America, but until then,  
**let's diversify our investments globally!**



Excellence. Experience. Ethics.

## Table of Contents

• Economic History of Major Powers.....	5
• GDP 1950-2050.....	6
• U.S. Has Too Much Debt and a Very Negative Fiscal Balance.....	7
• International and Emerging Markets Stocks Have a Growing Share.....	8
• U.S. Median Income is Back to 1999 and Net Worth is Back to 1983.....	9
• Health.....	10
• Education.....	16
• Safety.....	20
• Appendix.....	24



Excellence. Experience. Ethics.

## Introduction

The U.S. economy has improved and the U.S. stock market is up more than 110% since March 2009, and has been up 8 of the last 9 calendar years. While the U.S. will still be the largest economy for a few years, some raise the question - is the U.S. in decline? Is it still number 1?

The U.S. is the leader in many areas, but lags behind in several others. In September, I had the opportunity to meet with Professor Friedman (Columbia University), a leading statistician and health economist for the United Nations, and previously, for the World Bank. His research is one of the sources of the data for this newsletter.

Even if the U.S. is one of the wealthiest countries, the data shows it is poor in many areas (Health, Education, and Safety). There seems to be a large disconnect between perception and data reality.

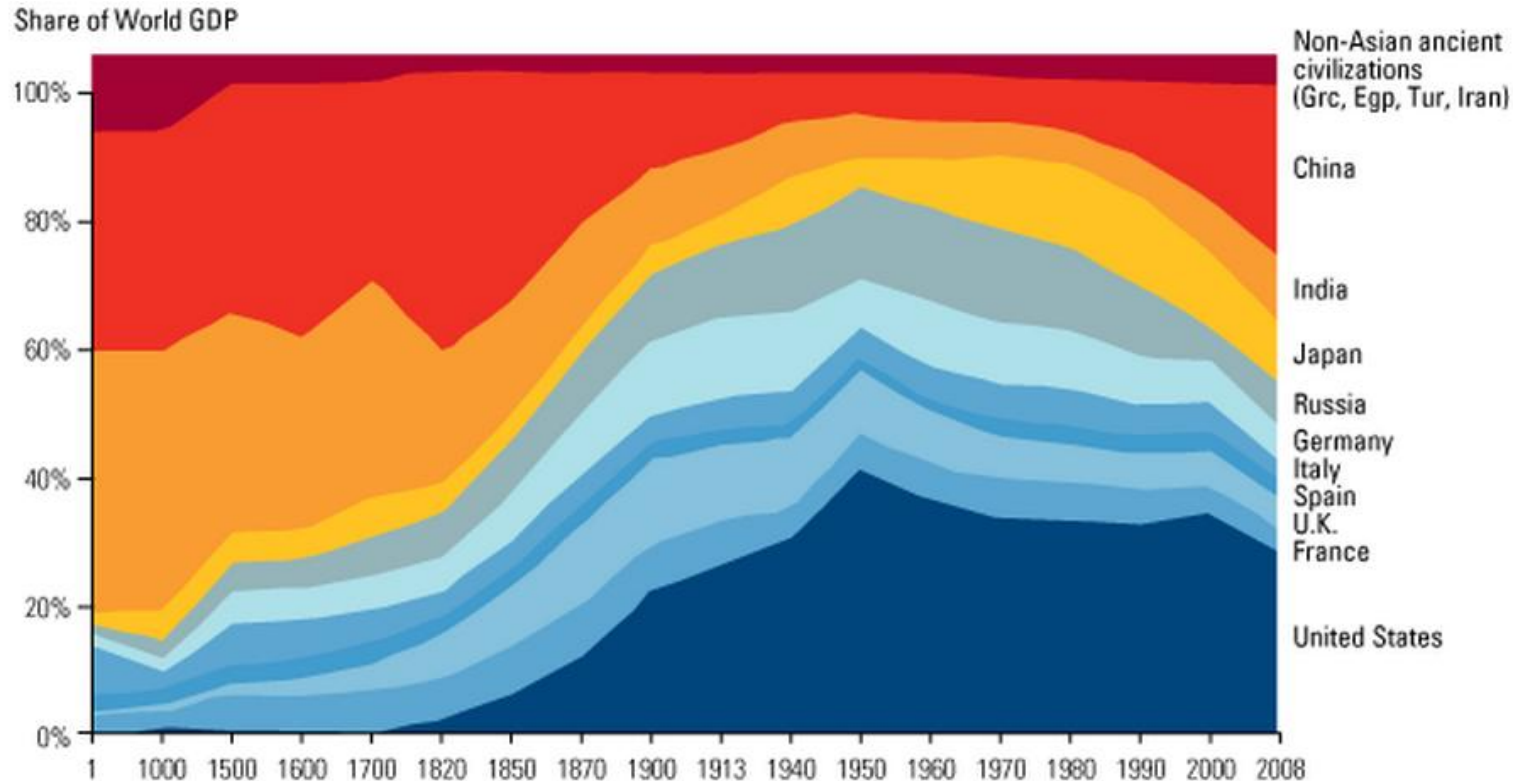
A handwritten signature in black ink, which appears to read 'Blm' or 'Bm', is positioned below the main text.

Patrick Bourbon, CFA



# Economic History of Major Powers: China is Returning to Historical Norms?

Excellence. Experience. Ethics.

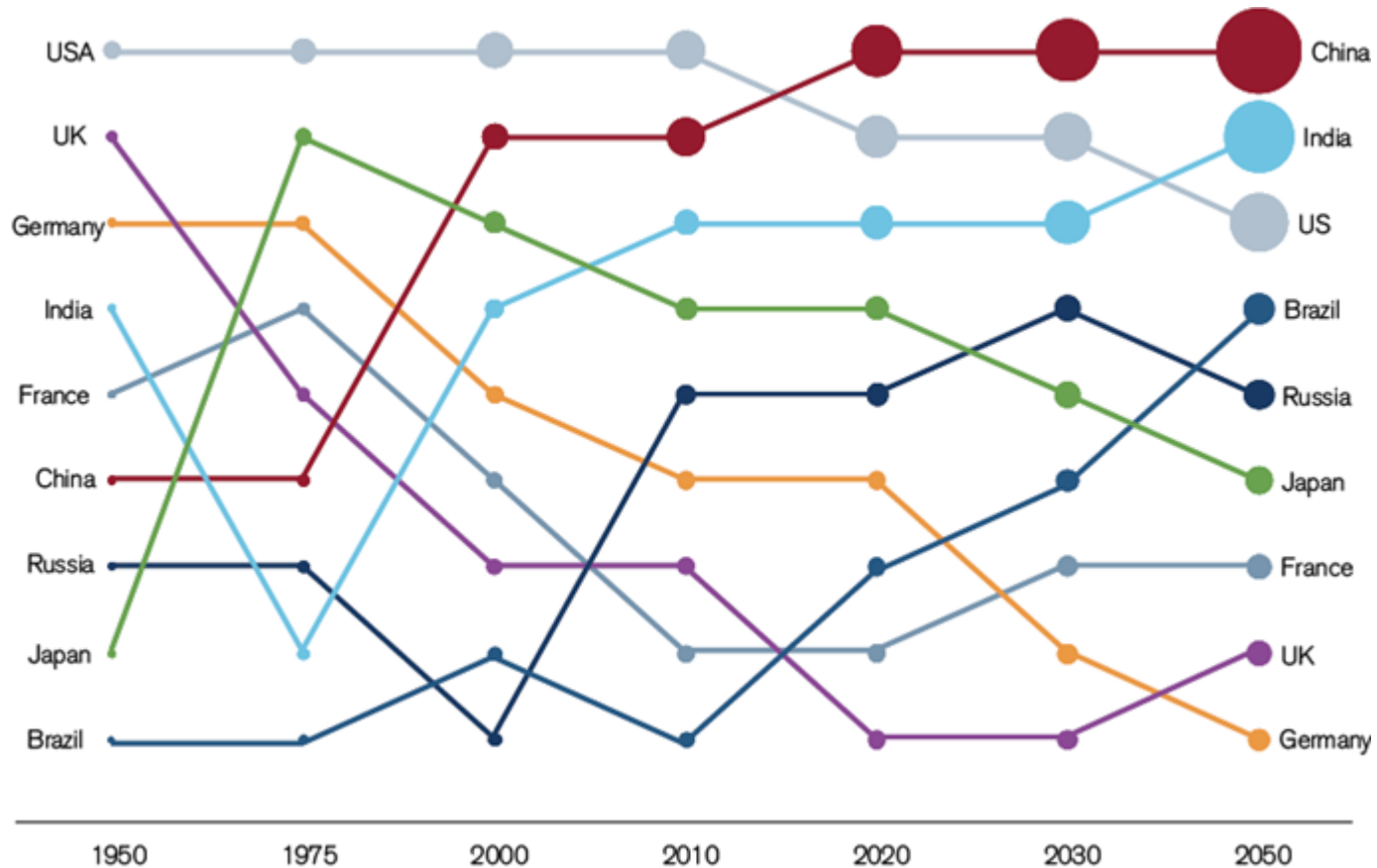


Source: Statistics on World Population, GDP and Per Capita GDP, 1-2008 AD, Angus Maddison, University of Groningen



# GDP, 1950-2050

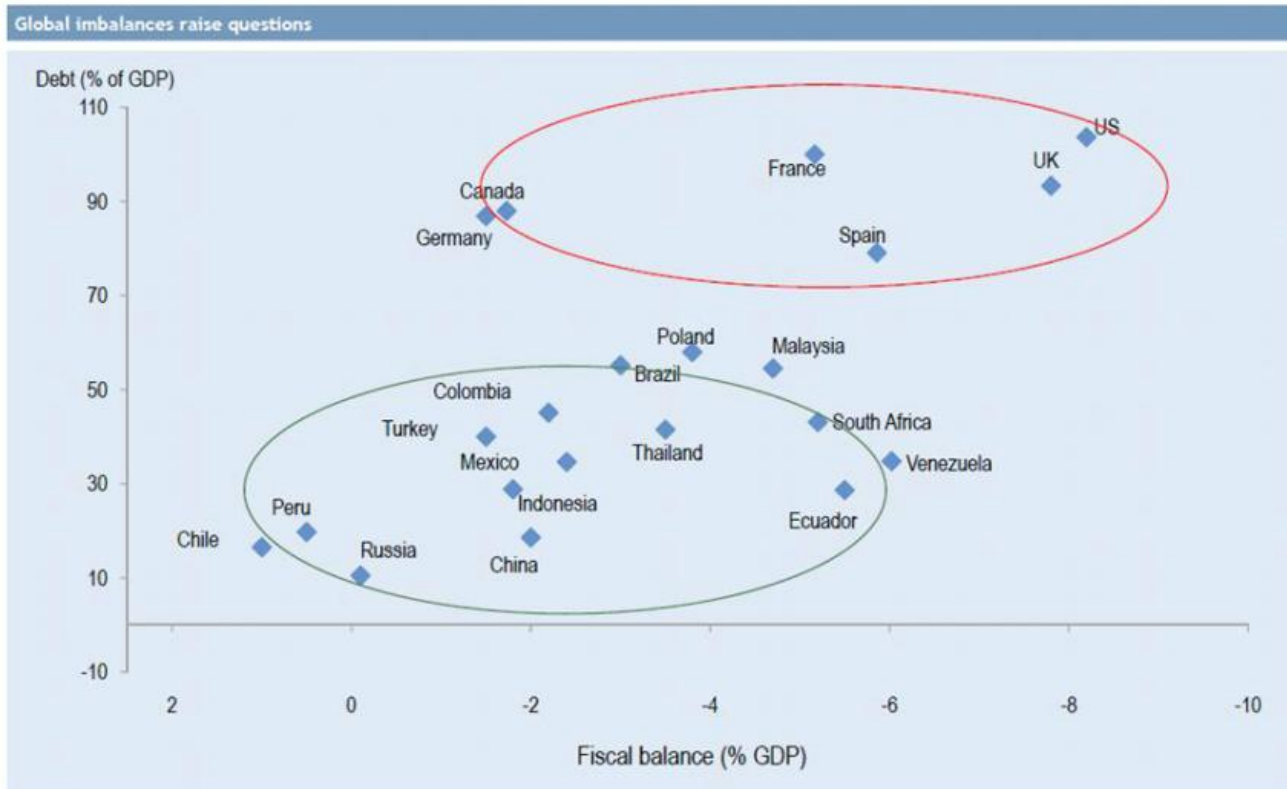
Excellence. Experience. Ethics.



Source: Data from World Bank and The World in 2050, PricewaterhouseCoopers 2008; updates from John Hawksworth and Gordon Cookson; authors' analysis

# U.S. Has Too Much Public Debt and a Very Negative Fiscal Balance

Excellence. Experience. Ethics.



Source: J.P. Morgan

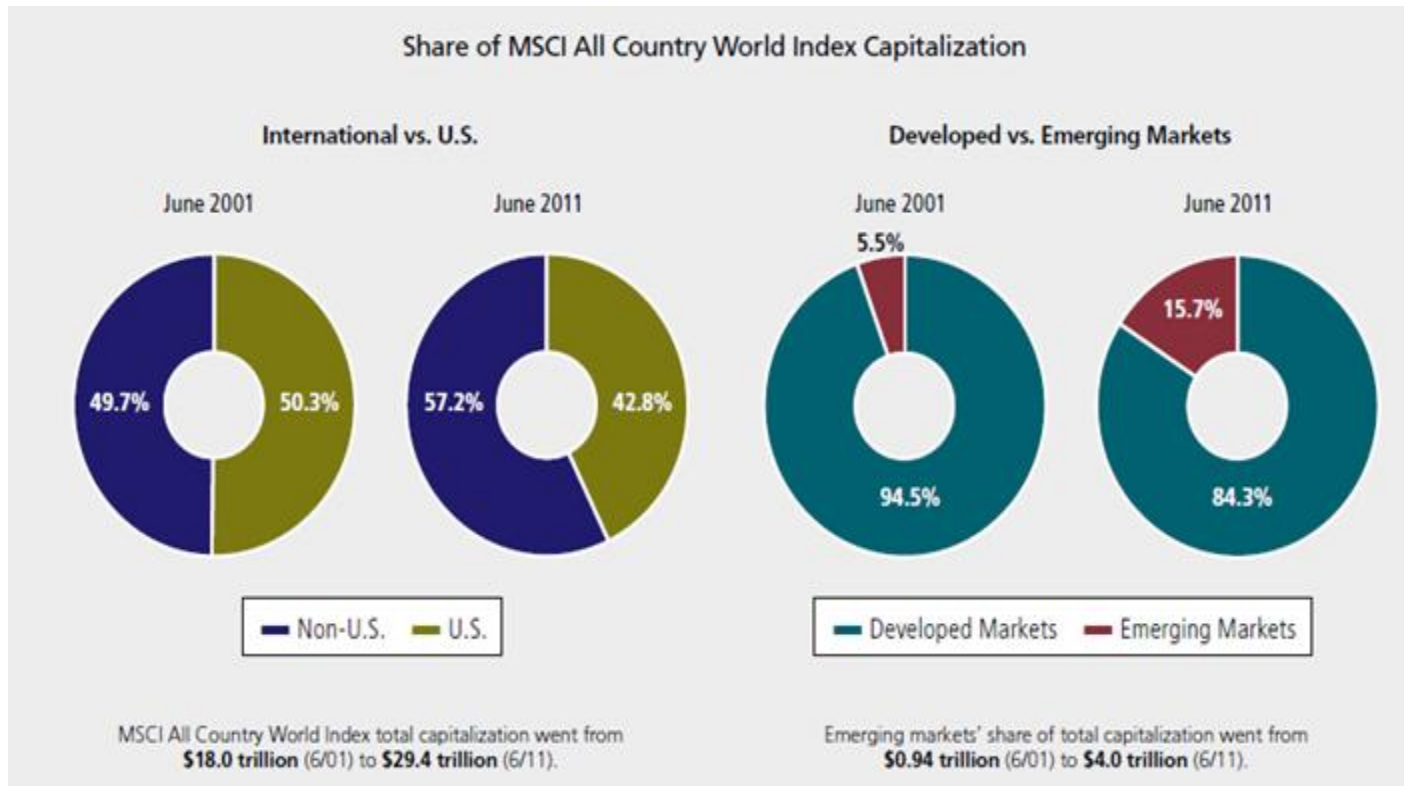
Note: Debt is general government debt, including state and local municipalities, as a % of nominal GDP, data as of April 2012

The fiscal imbalance is the difference between the present value of all future debt and the present value of all income streams.



# International and Emerging Markets Stocks Have a Growing Share

Excellence. Experience. Ethics.



Source: FactSet





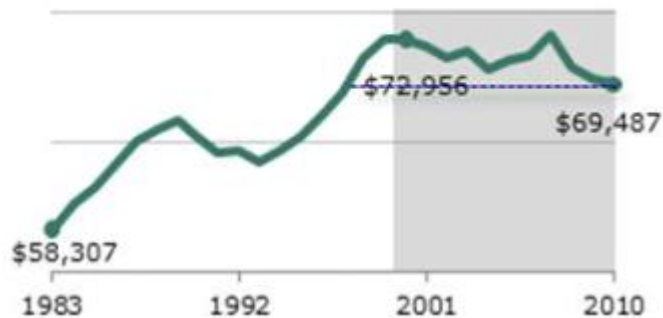
# U.S. Median Income is Back to 1999 and Net Worth is Back to 1983

Excellence. Experience. Ethics.

## A Decade of Decline

### Middle-Tier Median Household Income Falls ...

*Incomes are scaled to reflect a three-person household (in 2011 dollars)*



### Median Net Worth Plummets ... in 2011 dollars



<http://globaleconomicanalysis.blogspot.com/2012/09/who-do-you-blame-for-woes-of-middle.html>

"Middle class" in the slide that contains the below charts is based on adults who describe themselves as middle class. It's not based on an income tier.



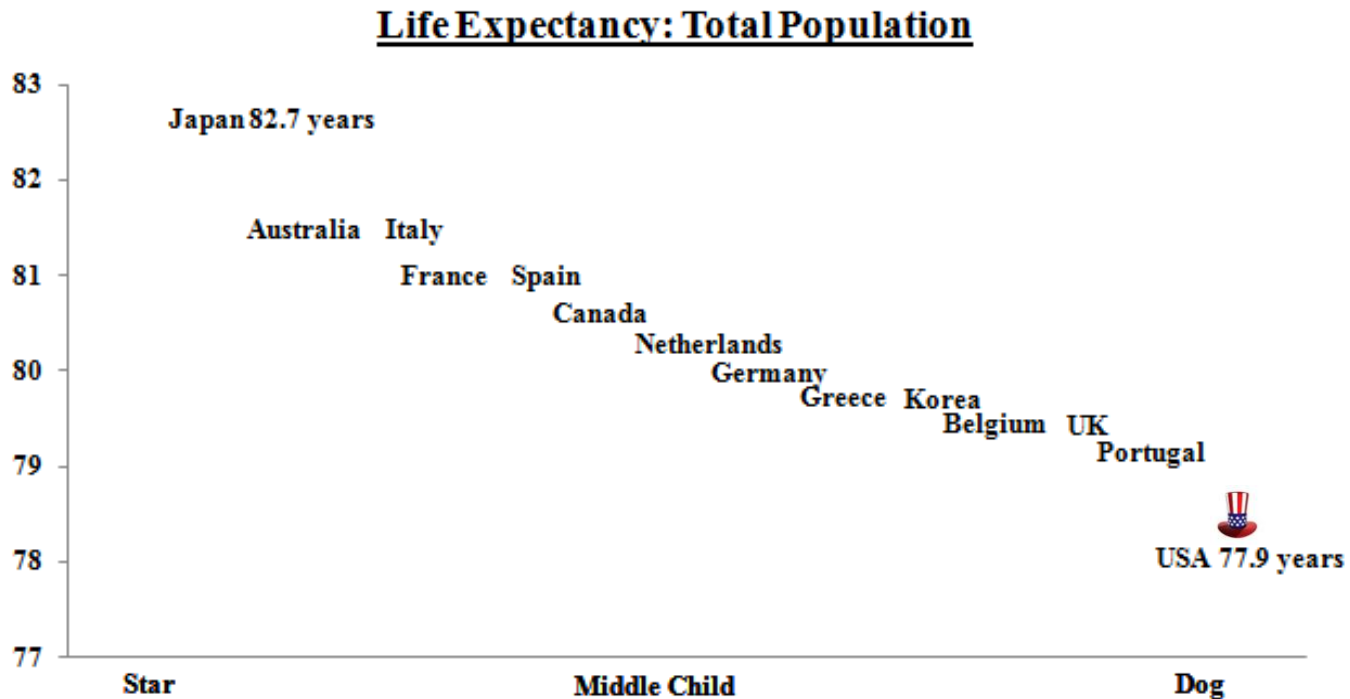
Excellence. Experience. Ethics.

# HEALTH



## U.S. Has a Lower Life Expectancy

Excellence. Experience. Ethics.

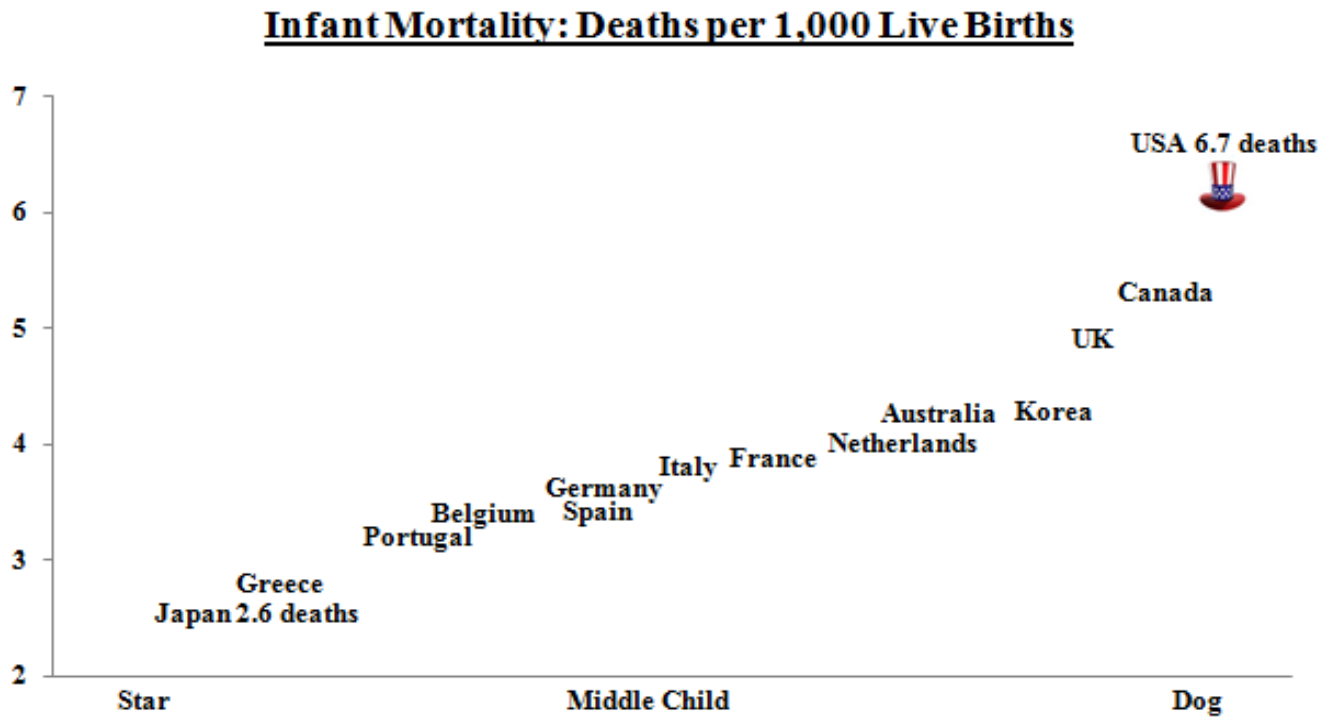


Source: The Measure of a Nation. The countries used for comparison all meet a minimum level of wealth and population size.



# U.S. Has a Higher Infant Mortality Rate

Excellence. Experience. Ethics.



In 1960, the U.S. had the 12<sup>th</sup> lowest infant mortality rate in the world. In 2008, the rank was 23<sup>rd</sup>.


Source: The Measure of a Nation



# U.S. Has a Higher Maternal Mortality Ratio

Excellence. Experience. Ethics.

## Maternal Mortality Ratio: Deaths per 100,000 Live Births



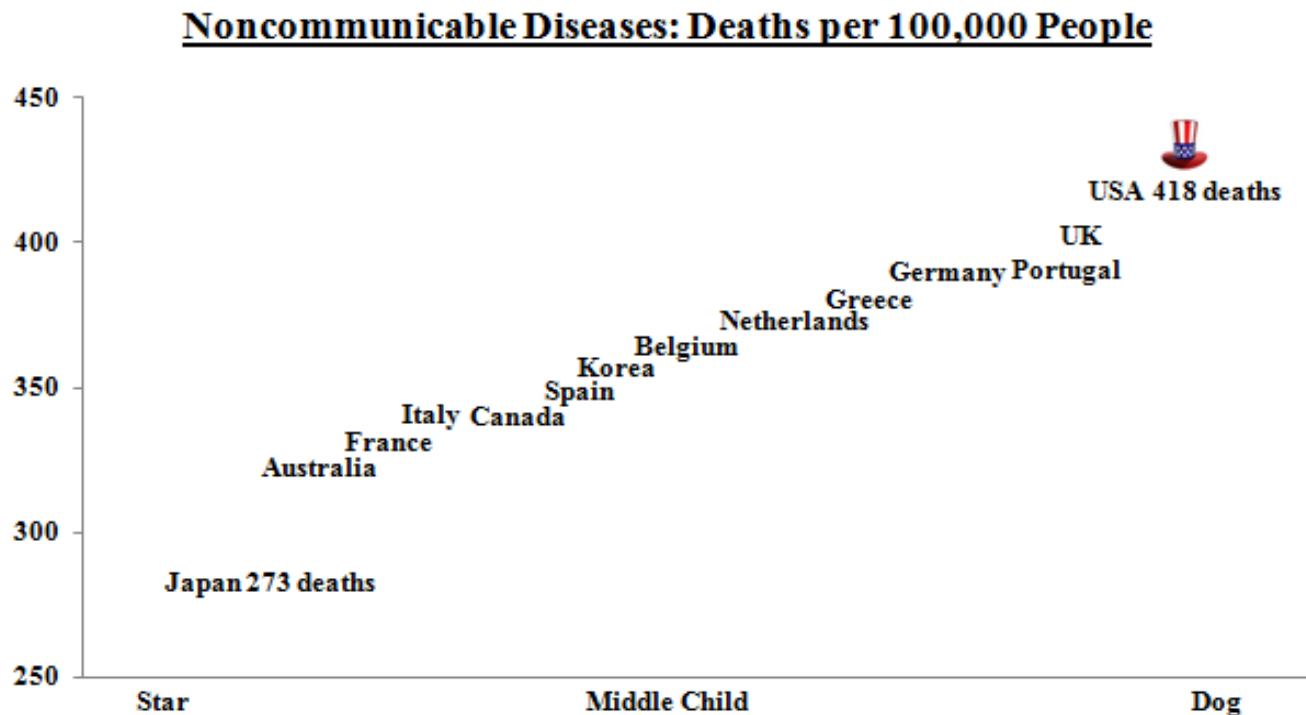
Source: The Measure of a Nation





# U.S. Has a Higher Deaths Rate of Cancer And Cardiovascular Disease

Excellence. Experience. Ethics.

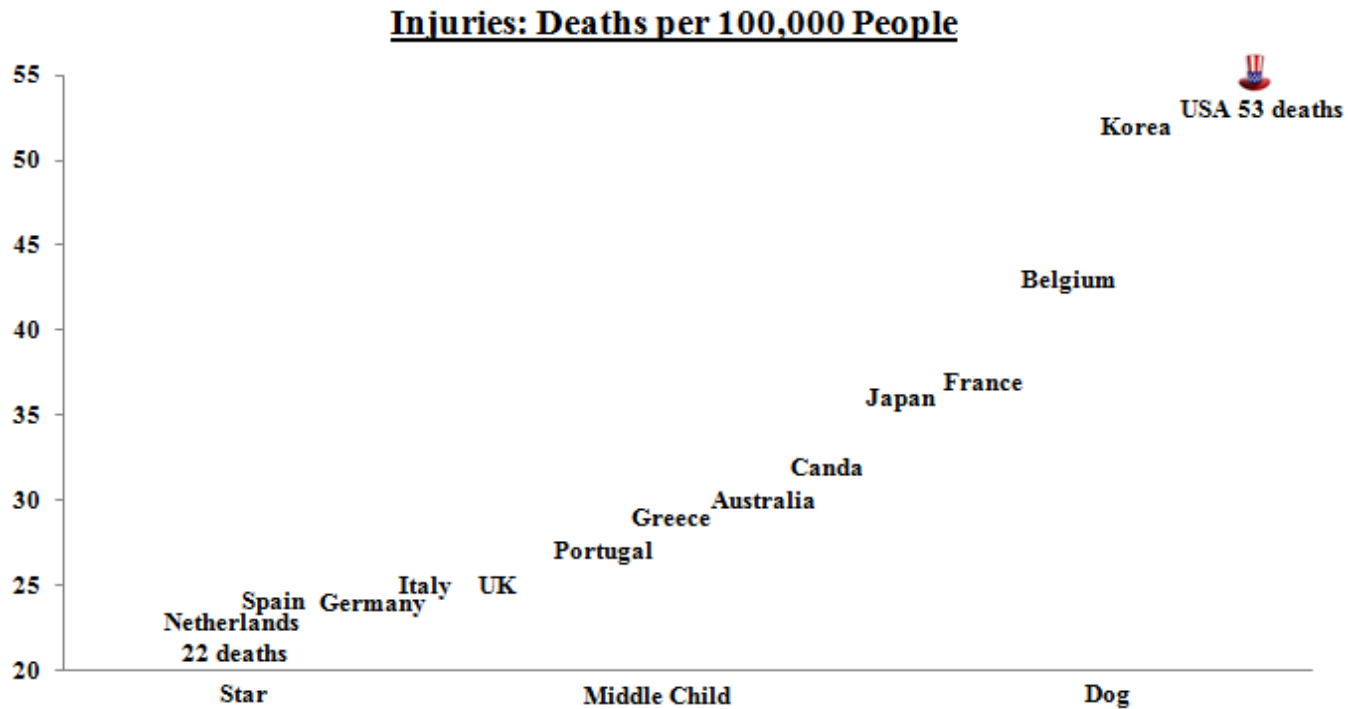


Source: The Measure of a Nation



# U.S. Has a Higher Injury Mortality Rate

Excellence. Experience. Ethics.



Source: The Measure of a Nation



Excellence. Experience. Ethics.

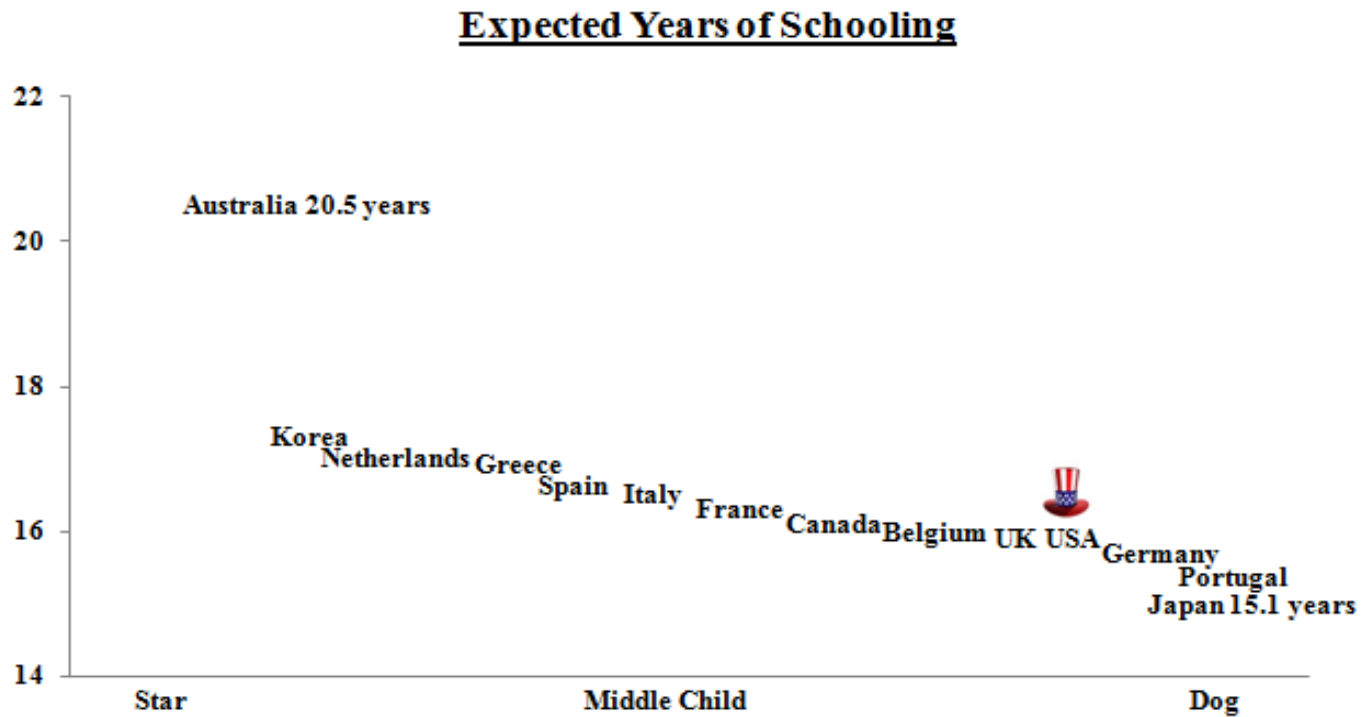
# EDUCATION

If a nation expects to be ignorant and free, in a state of civilization, it expects what never was and never will be. (Thomas Jefferson)



# U.S. Has a Lower Expected Years of Schooling

Excellence. Experience. Ethics.

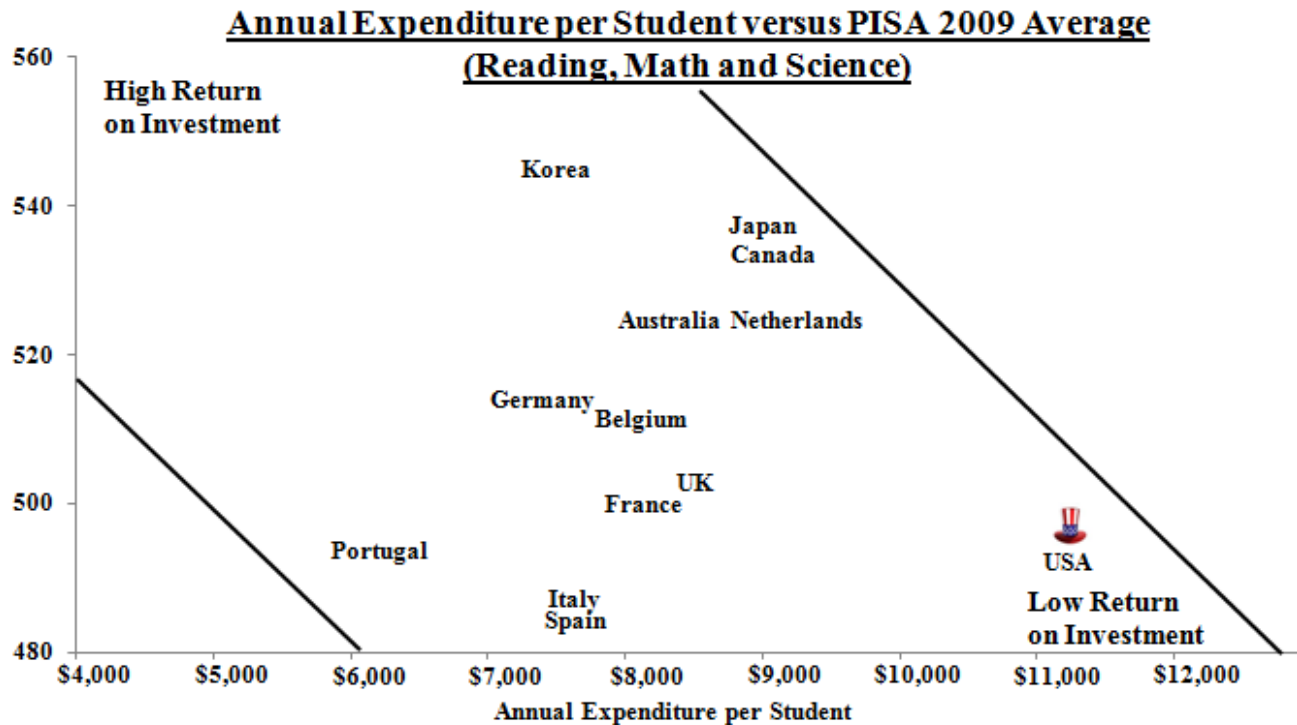


Source: The Measure of a Nation



# U.S. Has a Lower Return on Investment on Education

Excellence. Experience. Ethics.




Source: The Measure of a Nation





# U.S. Has a Lower Number of Days of Primary School

Excellence. Experience. Ethics.



Source: The Measure of a Nation



Excellence. Experience. Ethics.

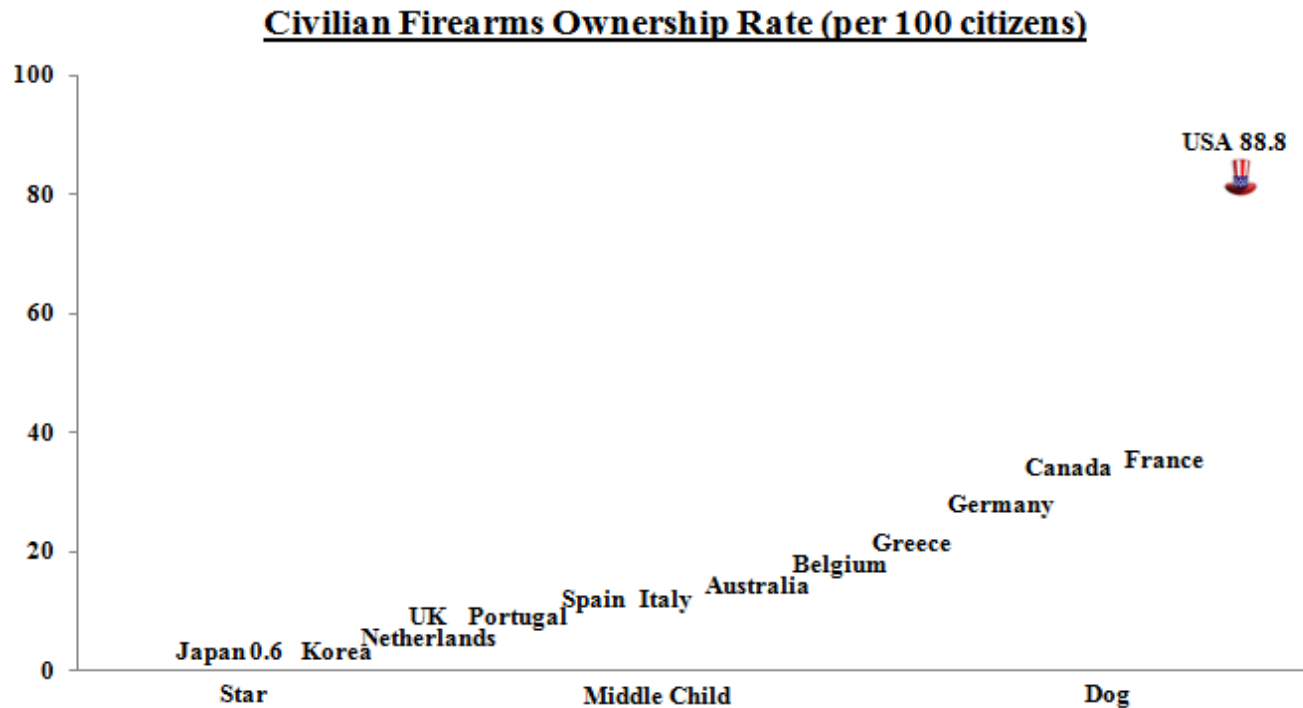
# SAFETY

They who can give up essential liberty to obtain a little temporary safety deserve neither liberty nor safety. (Benjamin Franklin)



# U.S. Has a Higher Firearms Ownership Rate

Excellence. Experience. Ethics.

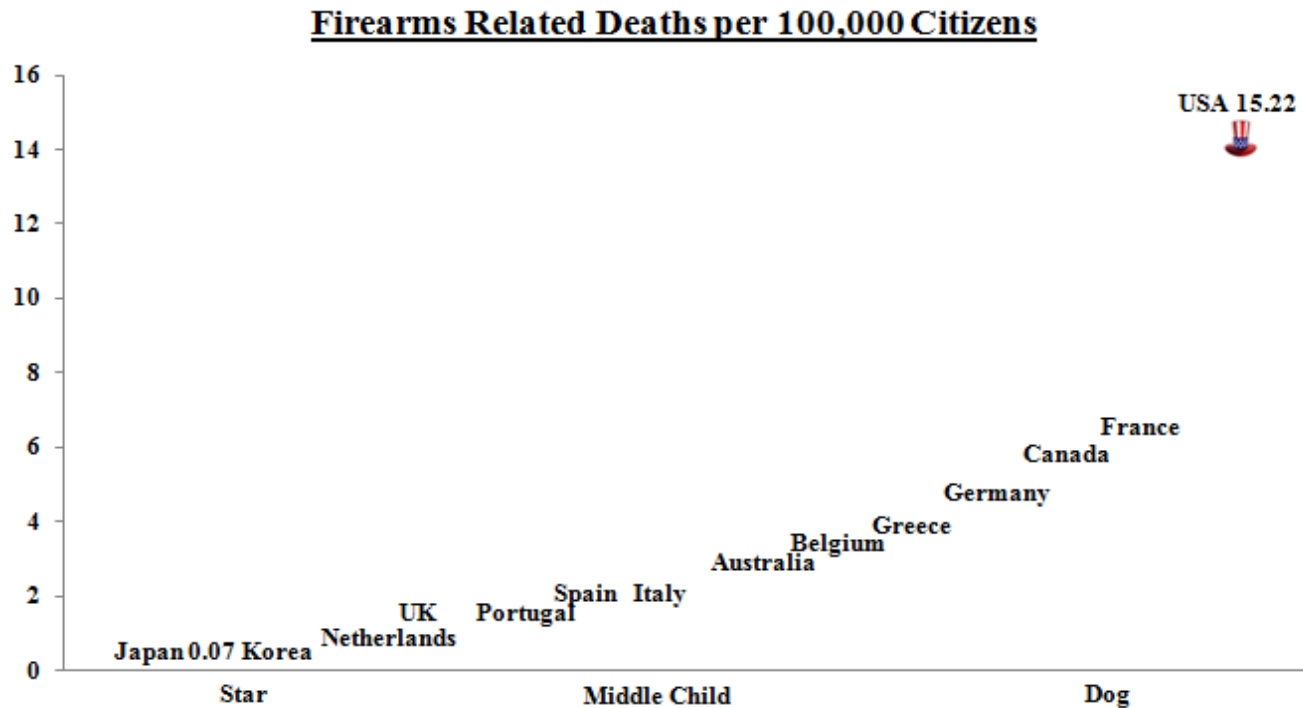


Source: The Measure of a Nation



# U.S. Has a Higher Firearms Death Rate

Excellence. Experience. Ethics.



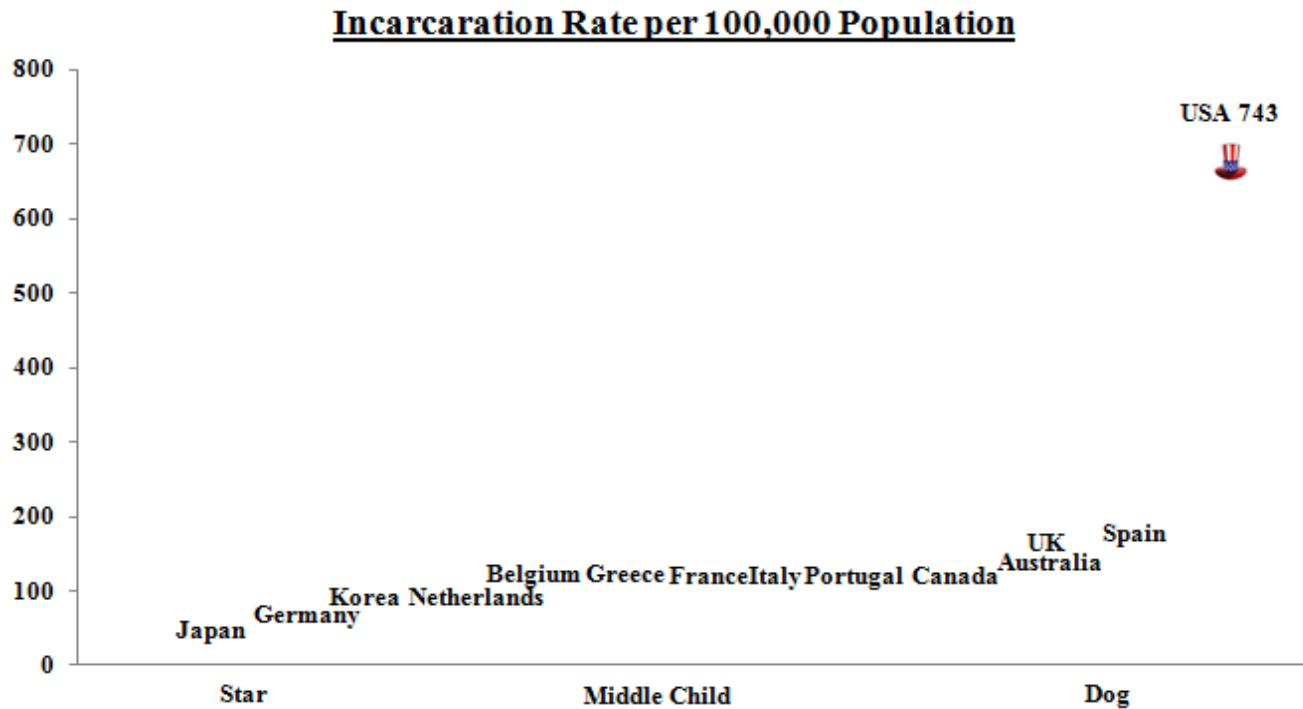
If the U.S. becomes less safe, is still going to attract entrepreneurs and capital?

Source: The Measure of a Nation



# U.S. Has a Higher Incarceration Rate

Excellence. Experience. Ethics.



Source: The Measure of a Nation





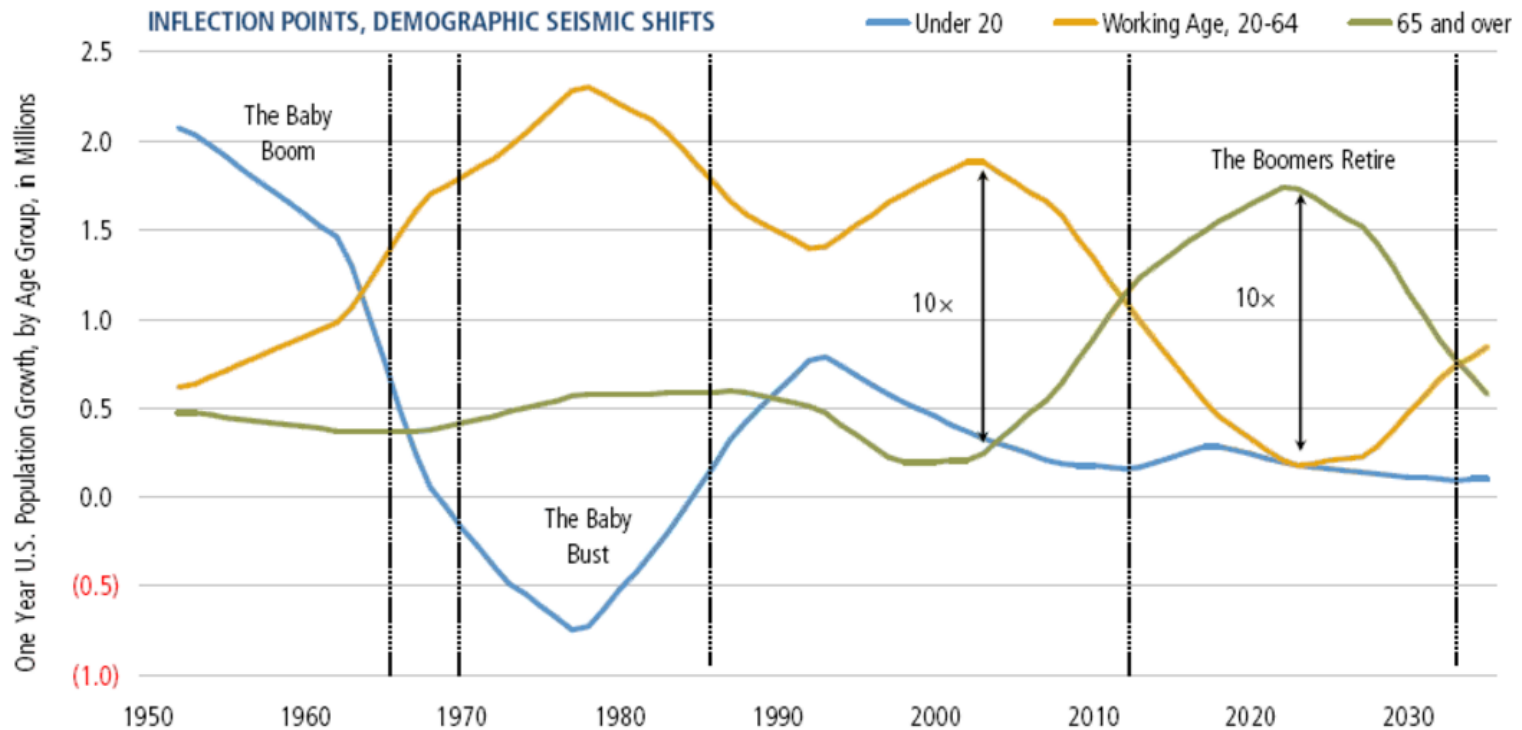
Excellence. Experience. Ethics.

# Appendix



# The U.S. Boomers are Retiring and May Become 10 Times Larger than Workers

Excellence. Experience. Ethics.

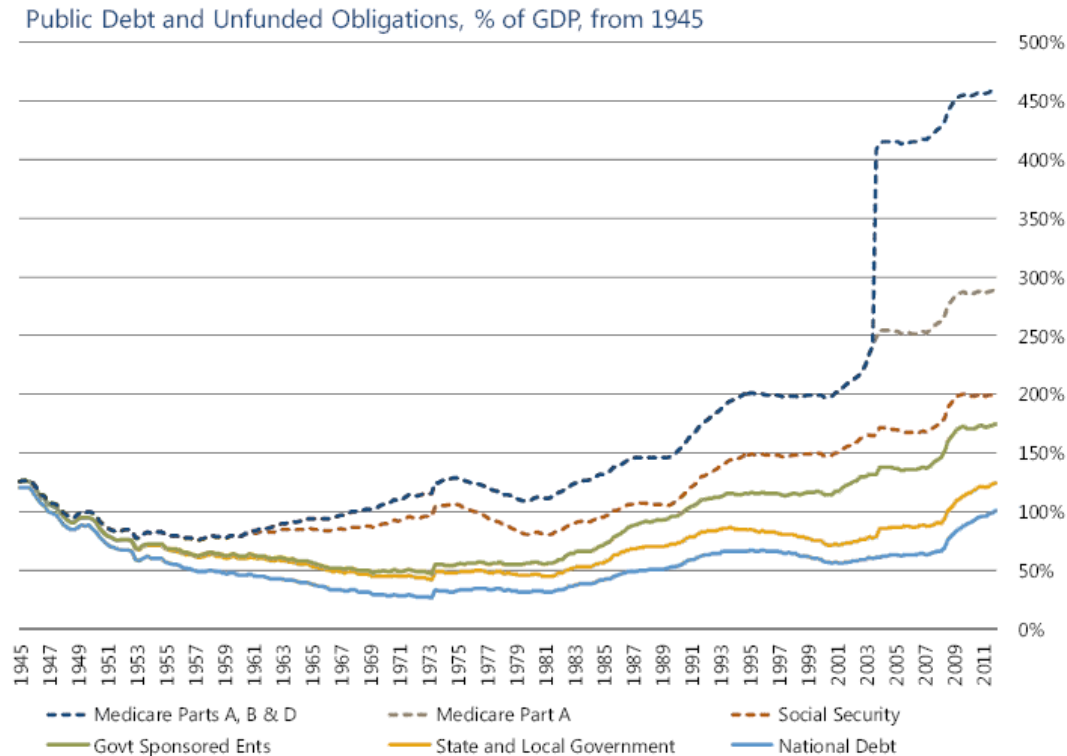


Source: Population data and projections from the U.S. Social Security Administration.



# The Future Cost of Medicare has Increased to 450% of GDP

Excellence. Experience. Ethics.



Source: Research Affiliates, LLC, based on data from the U.S. Federal Reserve Flow of Funds database and the U.S. Social Security Administration. Through 2012 Q1.



# U.S. Food Stamp Program Costs Have Increased by 114% Since 2008

Excellence. Experience. Ethics.

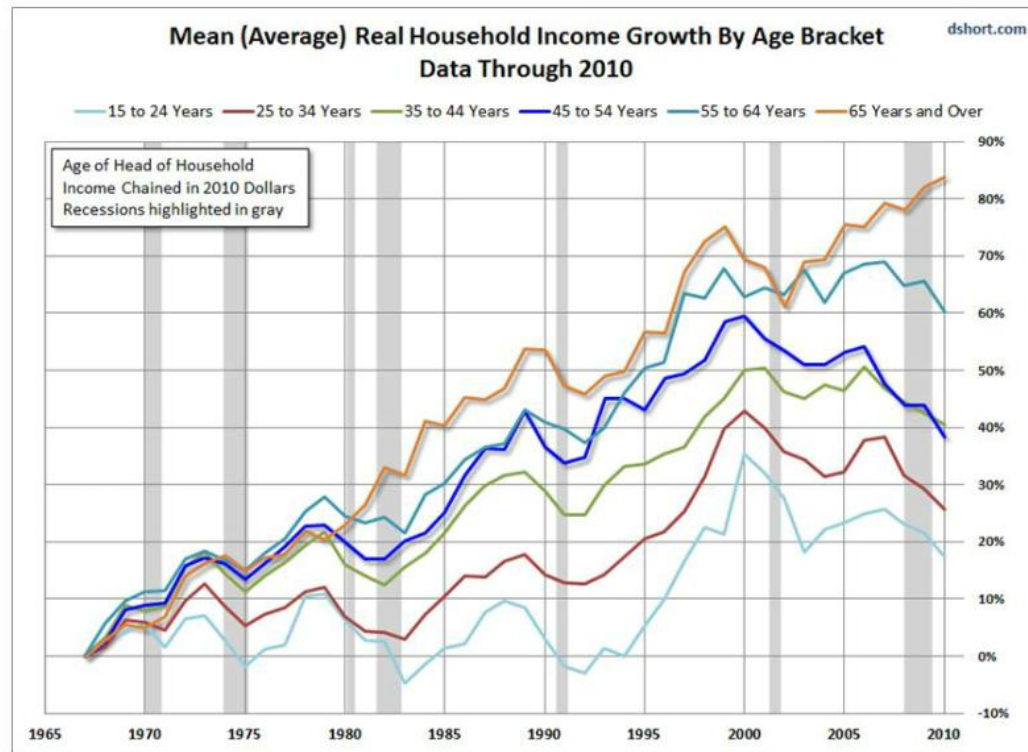


SNAP = Supplemental Nutritional Assistance Program  
<http://globaleconomicanalysis.blogspot.com/2012/08/food-stamp-usage-up-64-in-last-four.html>



# U.S. Real Income Growth Have Decreased

Excellence. Experience. Ethics.



Source: Advisors Perspective, <http://advisorperspectives.com/dshort/>





Excellence. Experience. Ethics.

## Where are the Millionaires?

### Pockets of wealth

	MILLIONAIRE* HOUSEHOLDS (% OF TOTAL HOUSEHOLDS)	SHARE OF WEALTH HELD BY MILLIONAIRE* HOUSEHOLDS (%)
1 <b>Singapore</b>	11.4	52
2 <b>Hong Kong</b>	8.8	74
3 <b>Switzerland</b>	8.4	44
4 <b>Kuwait</b>	8.2	67
5 <b>Qatar</b>	7.4	63
6 <b>UAE</b>	6.2	63
7 <b>United States</b>	4.1	55
8 <b>Belguim</b>	3.5	36
9 <b>Israel</b>	3.3	36
10 <b>Taiwan</b>	3.0	38
<b>Global average</b>	<b>0.8</b>	<b>38</b>


\* Millionaire households are those with more than US\$1m in assets under management

Source: BCG



# U.S. Has a Lower Political Competition (Many Political Parties) and a Lower Participation

Excellence. Experience. Ethics.




Source: The Measure of a Nation



# U.S. Has a Lower Income Mobility Elasticity (Increase in Son's Income Vs. Dad's Increase)

Excellence. Experience. Ethics.




Source: The Measure of a Nation



# U.S. Inequality Has Increased Since 1980

Excellence. Experience. Ethics.



Source: The Measure of a Nation



# About Bourbon Financial Management, LLC

Excellence. Experience. Ethics.

Bourbon Financial Management was formed to provide you with effective and comprehensive solutions for managing your global wealth. Our disciplined and rigorous approach comes from our collective knowledge in serving large institutional clients over many years.

Our core investment belief is that asset allocation (equities, fixed income, cash, real estate...) is the single most important determinant of success in any investment plan. The dominant amount of risk and return comes not from your choice of individual investments but from your asset class mix. Bourbon Financial Management focuses our resources on risk management, asset allocation, and securities selection.

**PLEASE SHARE OUR NEWSLETTER:** Our newsletter readership is not limited to our clients. Please tell those you feel may be interested that they can subscribe to their own free copy of the newsletter at [info@bourbonfm.com](mailto:info@bourbonfm.com).

Discover BFM by Clicking [Here!](#)

**BOURBON FINANCIAL MANAGEMENT, LLC**

Excellence. Experience. Ethics

616 W. Fulton St., Suite 411, Chicago, IL 60661, USA

(+1) 312-909-6539 ~ [www.bourbonfm.com](http://www.bourbonfm.com)



Member of the Financial Planning Association and Academic Affiliate of the National Association Personal Financial Advisors.



## Disclosures

Excellence. Experience. Ethics.

- This material was prepared by BFM, Copyright by Bourbon Financial Management, LLC. All rights reserved. BFM is a trademark of Bourbon Financial Management, LLC. No part of this publication may be copied or distributed, transmitted, transcribed, stored in a retrieval system, transferred in any form or any means-electronic, mechanical, magnetic, manual, or otherwise-or disclose to third parties without the express written permission of Bourbon Financial Management, LLC, 616 W. Fulton #411, Chicago IL 60661. The information contained in this presentation is not written or intended as tax or legal advice, and it may not be relied on for the purpose of avoiding any federal tax penalties. You are encouraged to seek advice from your own tax or legal counsel. The content is derived from sources believed to be accurate. Neither the information presented nor any opinion expressed constitutes a solicitation for the purchase or sale of any security. BFM assumes no responsibility for statements made in this publication including, but not limited to, typographical errors or omissions, or statements regarding legal, tax, securities, and financial matters. Qualified legal, tax, securities, and financial advisors should always be consulted before acting on any information concerning these fields.
- All figures represent past performance and are not a guarantee of future results. Investment return and principal value of an investment will fluctuate so that an investor's shares, when redeemed, may be worth more or less than their original cost. The views expressed in this presentation are not intended to be a forecast of future events, a guarantee of future results or investment advice. The information contained herein has been prepared from sources believed to be reliable, but it is not guaranteed by Bourbon Financial Management, LLC as to its accuracy or completeness. Forecasts and predictions are inherently limited and should not be construed as a solicitation or recommendation or be used as the sole basis for any investment decision. All investments are subject to risk including the loss of principal.
- The information provided here is for general informational purposes only and should not be considered an individualized recommendation or personalized investment advice. The investment strategies mentioned here may not be suitable for everyone. Each investor needs to review an investment strategy for his or her own particular situation before making any investment decision. We believe the information obtained from third-party sources to be reliable, but neither Bourbon Financial Management, LLC nor its affiliates guarantee its accuracy, timeliness, or completeness. The views, opinions and estimates herein are as of the date of the material and are subject to change without notice at any time in reaction to shifting market conditions. Past performance is no guarantee of future results and the opinions presented cannot be viewed as an indicator of future performance. Examples provided are for illustrative purposes only and not intended to be reflective of results you should expect to attain.